



**2040 DIESEL
COLD WATER
JETTER**
HOT WATER OPTION AVAILABLE



SHOWN WITH VERTICAL TWIN 300 GALLON TANKS (600 Gallon Total)

MODEL NUMBER:

XFDTA2040Y-L-600 (COLD WATER)

HJDTA2040Y-L-600 (HOT WATER)

XFDTA2040Y-L-660 (COLD WATER)

HJDTA2040Y-L-660 (HOT WATER)

DRAIN / CULVERT / STORM DRAIN CLEANER

20GPM @ 4,000 PSI

59HP DIESEL ENGINE

14K TANDEM AXLE TRAILER

600 GALLON CAPACITY

MORE INFO



04-23-2025

BUILT WITH THE OPERATOR IN MIND!

- Engineered to Clean from 4" to 36" Pipes
- Fast & Efficiently Built for Easy Service & Long Life



BEST ENGINE

Premium Yanmar (John Deere) Turbo • Water Cooled

BEST PUMP

BEST TRAILER

Solid Steel Diamond Plate • Solid Box Frame

INDUSTRIALLY ENGINEERED FOR YEARS OF SERVICE

INCLUDES

- Tool Boxes
- Wash Down / Power Wash Feature
- Anti-Freeze System
- Strobe Light
- Fast Fill System
- Remote Control (Loaded Model)
- Safety Shut-Off

YANMAR

59 HP ENGINE

WATER COOLED
TURBO DIESEL POWERED

NOW EVEN MORE RELIABLE


The YANMAR line of Final Tier 4 engines continues to build upon the legendary reliability of the YANMAR TNV line with a focus on vibration reduction and high-strength materials. The result is an engine more than capable of handling the most demanding applications.

FINAL TIER 4 AND EU STAGE 5 COMPLIANT

Building off the proven TNV design, YANMAR has achieved superior exhaust emissions utilizing common rail direct-injection, exhaust gas recirculation, precise ECU engine control and a diesel particulate filter. YANMAR engines are compliant with EPA Tier 4 Final and EU Stage regulations allowing customers to use a common platform for highly regulated sales regions.

BETTER FUEL EFFICIENCY, FEWER EMISSIONS

YANMAR continues its reputation for superior starting characteristics by refining the combustion process to assure more precise fuel delivery and control. The result is reduced emissions, improved performance over a wide range of applications and increased fuel economy.



CARB COMPLIANT

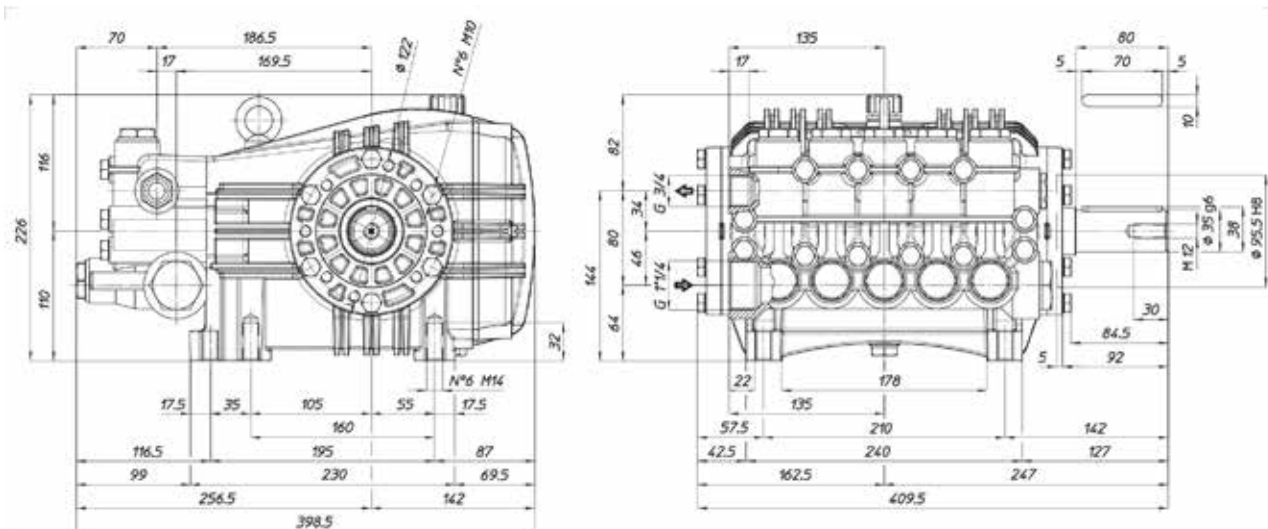
SPECIFICATION	DWZ	COMBUSTION TYPE	Direct Injection
CYLINDERS	4	ASPIRATION	Turbo Charged
BORE x STROKE (mm)	86 x 90	GOVERNOR TYPE	Electronic
DISPLACEMENT L (ci)	2.09 (128)	LUBRICATION SYSTEM	7.4L Capacity Oil Pan
GROSS POWER hp (kW)	59 (44)	ELECTRICAL SYSTEM	12V-55A
RATED SPEED rpm	3000	FUEL SYSTEM	Common Rail Fuel Injection
LENGTH w/fan in (mm)	28.6 (726)	COOLING SYSTEM	Water Pump, Belt Driven
WIDTH in (mm)	21.7 (552)	POWER TAKE OFF	FWH: SAE 5 Full FW: SAE 7.5
HEIGHT in (mm)	39.4 (1000)		
WEIGHT lbs (kg)	~ 516 (234)		

PENTA SERIES

19.8 GPM

UP TO 4100 PSI

- Heavy Duty Brass Manifold
- Solid Ceramic Plungers
- Stainless Steel Plunger Rods and Check Valves
- Replaceable PTFE Coated Body Guides
- Heavy Duty Bronze Connecting Rods with Guide Pins for Perfect Cap Alignment
- Heavy Duty Flat Base High Pressure Seals
- Dual Roller Bearings
- 118 oz. Oil Capacity
- 1" BSP-F Inlet. 1/2" BSP-F Outlet
- Max Fluid Temp, 160°F



Dimensional drawings are shown in millimeters. To convert to inches, multiply dimension x 0.03937.



Tank Option: Twin 300 Gallon for a Total of 600 Gallons (Vertical Tanks)



Tank Option: Twin 330 Gallon for a Total of 660 Gallons (Horizontal Tanks)



IT ALL STARTS WITH THE TRAILER SPECIFICATIONS



TRAILER SPECIFICATIONS

Our HotJet trailers are custom engineered for extreme duty and are the best trailers made - PERIOD!

We are associate members of **NATM - National Association of Trailer Manufacturers**

and we manufacture in compliance with their national engineering codes.



FRAME

Our trailers feature a "Rock Solid" 3/16" tube frame (not 1/8") that extends the full length of the trailer. The frame is then welded on the HD C-Channel sub-frame. We directly weld this to our spring support shackles.

TOP DECK

The top deck is full sheathed diamond plate steel decking which adds structural rigidity.

AXLES

We use Dexter brand leaf spring axles. Leaf springs are proven for our applications. They cushion and distribute the weight loads. Each axle has electric brakes.

PAINT / POWDER COAT

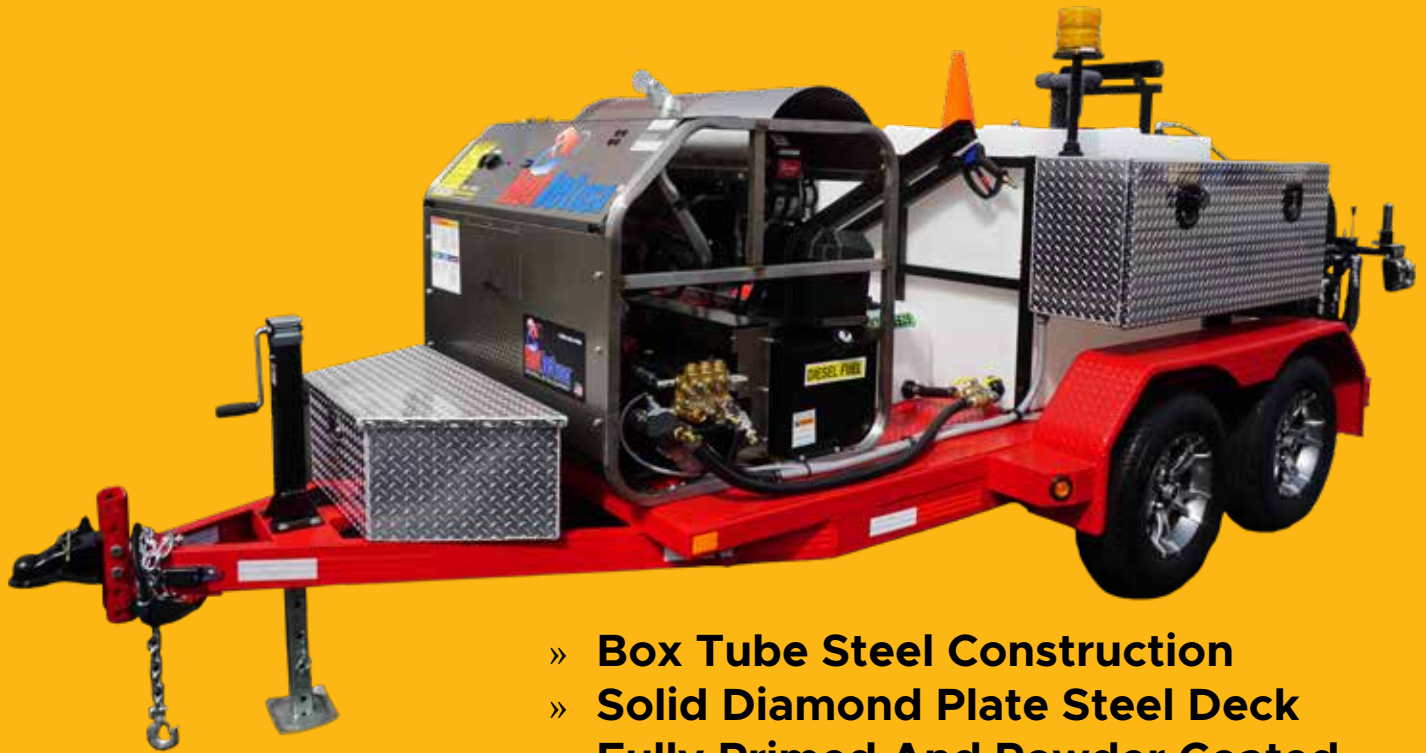
We use a premium pre-wash zinc hot-wash. This is followed by a Sherwin Williams primer coat that is exclusively made for powder coating. A Sherwin Williams premium powder coat paint that is engineered to resist corrosion and promote color consistency is then added.

MISCELLANEOUS

We use HD fenders with step plates welded on both sides. The Ram Jack is super duty and rated to lift 8,000 lbs. All lights and markers are LED. Plug is standard 7-way.



THE BEST JETTERS DESERVE THE BEST TRAILERS



- » Box Tube Steel Construction
- » Solid Diamond Plate Steel Deck
- » Fully Primed And Powder Coated

BUILT FOR YEARS OF SERVICE



CHOOSE YOUR TRAILER COLOR!



Red, Black & Blue Standard Color Options
Custom Paint Colors Available Upon Request - Cost Extra



HYDRAULIC JACK OPTION AVAILABLE

The hydraulic jack package was designed to be a self-contained hydraulic trailer jack unit.

- » 3,000 PSI power unit
- » Manual override capable
- » Universal and custom brackets available



Upgrade:

7K Jack	\$1,295.00
10K Jack	\$1,695.00

CUSTOM SIGNAGE AVAILABLE



ARTWORK REQUIREMENTS:

Custom signage is designed by our in-house graphic artist. Provide your logo/branding in high resolution VECTOR FORMAT (.ai, .eps or vector PDF) and we'll do the rest! A proof will be provided for review prior to print production.

THE BEST JETTERS INCLUDE THE BEST TRAINING CLASSES

